



# **YOUNG LIVES SCHOOL SURVEY**

**INDIA  
ROUND 1 (2010)**

**CHILD ENGLISH TEST  
(ENGLISH TRANSLATION)**

Please refer to accompanying justification documents for further details on the development and use of the Young Lives school survey questionnaires.

# VERBAL BOOKLET - ENGLISH

## TO BE FILLED IN BY CHILD:

Name: \_\_\_\_\_

## TO BE FILLED IN BY FIELDWORKER:

Child ID: \_\_\_\_\_

School ID: \_\_\_\_\_

Name of the fieldworker: \_\_\_\_\_

Date: \_\_\_\_\_

PART ONE Start time (hh:mm): \_\_\_\_\_

PART One Finish time (hh:mm): \_\_\_\_\_

PART TWO Start time (hh:mm): \_\_\_\_\_

PART TWO Finish time (hh:mm): \_\_\_\_\_

COMMENTS: *(to be completed with ref to codes listed in the manual)*

PART ONE: \_\_\_\_\_

\_\_\_\_\_

PART TWO: \_\_\_\_\_

\_\_\_\_\_

**To be administered if child has answered 'Yes' to at least ONE of questions 1, 3, 5, 6, 8 or 9 in the Assessment of Language Learning Experience.**

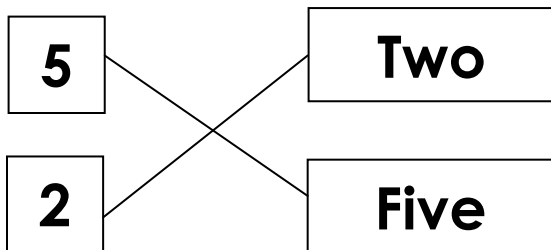
## **PART ONE**

**INSTRUCTIONS TO CHILD: You have a maximum of 5 minutes to complete this section of the test. Please try your best to answer the questions. If you finish early, or can go no further this is fine, just tell the administrator.**

### **1 Reading comprehension: Link numbers and words**

INSTRUCTIONS TO CHILD: Please link the words and numbers, as shown in the example below.

EXAMPLE:



NOW COMPLETE THE FOLLOWING:

1a) **6** **Eleven**

1b) **300** **One hundred and twenty**

1c) **11** **Seven**

1d) **7** **Six**

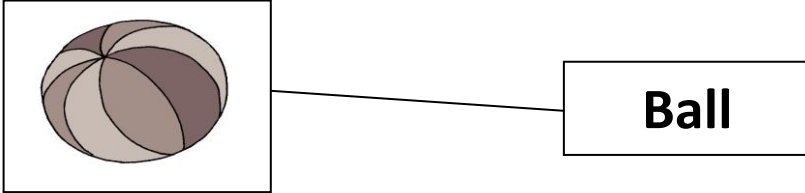
1e) **120** **Three**

1f) **3** **Three hundred**

**2. Reading comprehension: – Link Pictures and words**

INSTRUCTIONS TO CHILD: please link each word to the most appropriate picture

EXAMPLE:



NOW MATCH THE FOLLOWING WORDS AND PICTURES:



STOP HERE AND WAIT FOR FURTHER INSTRUCTIONS



**FIELDWORKER:** MAKE THE CHECKS OUTLINED IN THE MANUAL TO DETERMINE WHETHER OR NOT THE CHILD SHOULD CONTINUE WITH PART TWO OF THE TEST.

**PART TWO** INSTRUCTIONS TO CHILD: You have a maximum of 35 minutes to complete this section of the test. Please try your best to answer the questions. If you finish early, or can go no further this is fine, just tell the administrator.

**3 Reading comprehension: match sentences and pictures**


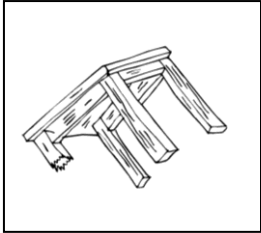
3.1 Link the sentence with the appropriate picture:

**The dog sleeps**



3.2 Link the sentence with the appropriate picture:

**The table is broken**



3.3 Link the sentence with the appropriate picture:

**The teacher gives the children books**



**4 Reading comprehension: complete sentences**

**INSTRUCTIONS TO CHILD: Put a circle around the word that completes the sentence best:**

EXAMPLE:

The \_\_\_\_\_ is good to eat

a) banana	b) brush	c) bottle
-----------	----------	-----------

**NOW PLEASE COMPLETE THE FOLLOWING:**

**4.1** The \_\_\_\_\_ where Prabhavati lives is very big.

b) house	b) dog	c) school
----------	--------	-----------

**4.2** The school \_\_\_\_\_ rings loudly every day.

a) bell	b) classroom	c) lunch
---------	--------------	----------

**4.3** Santosh is reading a \_\_\_\_\_.

a) meal	b) book	c) car
---------	---------	--------

**4.4** In the day, the \_\_\_\_\_ is shining.

a) moon	b) house	c) sun
---------	----------	--------

## 5 Reading comprehension: read and understand paragraph and answer questions

Read carefully:

*"A little frog was singing at the edge of a lake in the jungle. A spider, who was looking for food, listened to the frog singing. He interrupted her saying:*

*'Why are you singing like that? Do you think that you sing beautifully?'*

*The frog stopped singing and answered:*

*'Let's see how well you can sing.'*

*The spider started singing.*

*The frog said she had only heard ugly noises and assured the spider that she sang better. For this reason, the frog and the spider started arguing about who sang in the most beautiful way.*

*Suddenly they saw a tiger, who was looking for food. They approached her and asked:*

*'Please tiger, you will tell us the truth: Which of us sings in the most beautiful way?'*

*The tiger asked them to come closer because she couldn't hear them well. The frog and the spider approached her and started to sing together. In the end the tiger ate them both and told them:*

*'Let's see if you continue arguing in my stomach.'*

*And then she walked away."*



Now answer the following questions by MARKING the correct response:

**5.1 At the beginning of the paragraph, who was singing on the edge of the lake?**

- a) The spider
- b) The frog
- c) The tiger

**5.2 What happened at the end of the story?**

- a) The tiger ate the frog and the spider.
- b) The frog and the spider walked beside the edge of the lake
- c) The spider found the frog

**5.3 Why did the spider and the frog decided to look for a judge?**

- a) Because they wanted to know who sang better.
- b) Because they wanted to find the tiger.
- c) Because they wanted to sing together.

**5.4 Read carefully:**

“The frog and the spider started arguing about who sang in the most beautiful way.”

**What does arguing mean?**

- a) Singing very prettily.
- b) Listening to ugly noises.
- c) Disagreeing strongly.

**5.5 What is this story mainly about?**

- a) It is about a frog and a spider.
- b) It is about the stomach of the tiger.
- c) It is about a lagoon in the jungle.

**5.6 What can you learn from this story?**

- a) Fighting might bring bad results.
- b) Animals should sing better.
- c) Animals are violent.

## 6 Fill in the blanks

Please write the one word which you think fits best to complete the sentence, in the gap provided.

### **EXAMPLE:**

Madavi's favorite \_\_\_\_\_ is blue.

*The word that best fills the blank is: **colour**. You should write it in the given space.*

### **NOW PLEASE COMPLETE THE FOLLOWING:**

6.1 An elephant's trunk is very \_\_\_\_\_.

6.2 The train \_\_\_\_\_ at the station.

6.3 The main \_\_\_\_\_ was blocked so we had to go a different way.

6.4 Aruna plays with Ramu the most because he is her \_\_\_\_\_ friend.


6.5 Krishna walked much faster than Vimala, who was several feet \_\_\_\_\_ him.

**7 Reading comprehension: write sentences**

Below you will be shown several pictures. For each write a complete sentence. Each sentence should be related to the picture and include at least 5 words.



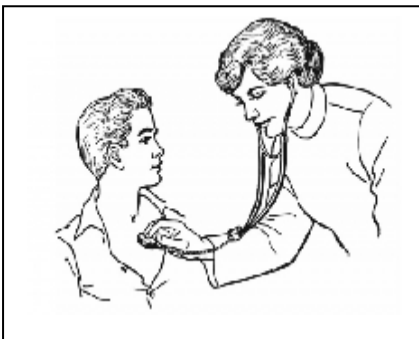
7.1 \_\_\_\_\_  
\_\_\_\_\_  
\_\_\_\_\_



7.2 \_\_\_\_\_  
\_\_\_\_\_  
\_\_\_\_\_



7.3 \_\_\_\_\_  
\_\_\_\_\_  
\_\_\_\_\_



7.4 \_\_\_\_\_  
\_\_\_\_\_  
\_\_\_\_\_